

# August

2019

## READ 180 – REACH

## 7th Grade

Notes	Monday	Tuesday	Wednesday	Thursday	Friday
On OneNote in the section: Grade 7: Real Resources print the following to be used as you work through each workshop				1	2
<b>Workshop Planning Guide with: Scale, Standards Based Questions, and Graphic Organizer (Synthesis Task)</b>	5	6	7	8	9
<b>Set up Data Chat Folders:</b>	12	13	<u>WHOLE GROUP - 14</u> 1 <sup>st</sup> day procedures & READ 180 Demo Video ( <u>slide 1</u> )	<u>WHOLE GROUP - 15</u> Getting Started: GS2.1 & GS2.2 (pgs. 4-7) The READ 180 Experience Trevor's Story Your Story	<u>WHOLE GROUP - 16</u> Getting Started: GS2.3 (pgs. 8-9) 1. Mindset Activity 2. What's Your Mindset FSA and RI data forms using Focus (computers & iPads)
<ul style="list-style-type: none"> <li>FSA scores</li> <li>R180: Usage and Performance</li> <li>S44: Usage and Performance</li> <li>Fluency Checks</li> <li>Writing (R180)</li> <li>Independent Reading</li> <li>Reading Inventory Running Record: Previous Year Score</li> <li>Phonics Inventory Progress:</li> <li>Tracking Logs in pocket:               <ul style="list-style-type: none"> <li>READ 180</li> <li>System 44</li> </ul> </li> </ul>	<u>WHOLE GROUP - 19</u> 1. Show Reading Inventory Video and answer any questions ( <u>slide 4</u> ) 2. Begin RI testing whole group.	<u>WHOLE GROUP - 20</u> 1. Show Phonics Inventory Video and answer questions ( <u>slide 5</u> ) 2. Begin PI testing 3. Finish RI testing If finished, Mindset Scan	<u>WHOLE GROUP - 21</u> 1. GS2.4 Understanding Mindset (pgs. 10-11) 2. READ 180 Software Videos: ( <u>slides 7-18</u> ) Overview, Getting Started, and Explore Zone	<u>WHOLE GROUP - 22</u> 1. GS2.5 Speaking the Language of School & Peer Interview (pgs. 12-13) 2. READ 180 Software Videos: ( <u>slides 19-24</u> ) Reading Zone, Language Zone, & Fluency Zone	<u>WHOLE GROUP - 23</u> 1. GS2.6 Rotations and Routines (pgs. 14-15) 2. GS2.7 Explore Knowledge Map & Interests (16-17) 3. READ 180 Software Videos: ( <u>slides 25-28</u> ) Writing Zone & Success Zone
<b>Reading Inventory</b> *Alternate assignment in ELA if testing will be Independent Reading on computers	<u>2 ROTATIONS - 26</u> 1. Small Group: GS2.8 (16-17) OR Preview System 44 Software (slides 28-30) 2. Computers: READ 180 or System 44	<u>2 ROTATIONS - 27</u> 3. Small Group: GS2.9 (18-19) OR Preview System 44 Software (slides 28-30) 4. Computers: READ 180 or System 44	28 <b>Begin Workshop 7: Vanished! - Part 1</b> Workshop 7: Lesson 1 <b>Building Background Knowledge</b> (pgs. 8-11)	29 Workshop 7: Lesson 2 <b>Content Area Vocabulary</b> (pgs. 12-13) <b>Introduce ACTIVE READING STRATEGY</b>	30 Workshop 7: Lesson 3 <b>Buried Secrets</b> (pgs. 14-15)

# September

2019

## READ 180 – REACH

7th Grade

Notes	Monday	Tuesday	Wednesday	Thursday	Friday
<p>On OneNote in the section: Grade 7: ReaL Resources print the following to be used as you work through each workshop</p> <p><b>Workshop Planning Guide with: Scale, Standards Based Questions, and Graphic Organizer (Synthesis Task)</b></p> <p><b>9/18 &amp; 9/19</b></p> <p><u>*Q1 Progress – Data Chat:</u></p> <ul style="list-style-type: none"> <li>• R180: Usage and Performance &amp; Diagnostic Skills Data</li> <li>• S44: Usage and Performance</li> <li>• Fluency Checks</li> <li>• Writing (R180)</li> <li>• Independent Reading</li> <li>• WS Assessment (WS7 Interim)</li> <li>• Reading Inventory Running Record: Cycle 1 score, expected growth for the year, growth needed for proficiency, reflection on cycle 1</li> <li>• Phonics Inventory Progress: Cycle 1 Fluency Score and Decoding Status</li> </ul>	<p>2</p> <p>Labor Day – No School</p>	<p>3</p> <p>Workshop 7: Lesson 4 <b>Gateway to the Mediterranean</b> (pgs. 16-17)</p>	<p>4</p> <p>Workshop 7: Lesson 5 <b>Gateway to the Mediterranean</b> (pgs. 18-19)</p>	<p>5</p> <p>Workshop 7: Lesson 6 <b>Gateway to the Mediterranean</b> (pgs. 20-21)</p>	<p>6</p> <p>Workshop 1: Lesson 7 <b>Suffix –tion &amp; Dictionary</b> (pgs. 22-23)</p>
	<p>9</p> <p>Workshop 7: Lesson 8 <b>Sarah Parcak is a Space Archaeologist</b> (pgs. 24-25)</p>	<p>10</p> <p>Workshop 7: Lesson 9 <b>Sarah Parcak is a Space Archaeologist</b> (pgs. 26-27)</p>	<p>11</p> <p>Workshop 7: Lesson 10 <b>Sarah Parcak is a Space Archaeologist</b> (pgs. 28-29)</p>	<p>12</p> <p>Workshop 7: Part 1 <b>Synthesis Task RI.3.9</b></p>	<p>13</p> <p>Workshop 7: Part 1 <b>Synthesis Task RI.3.9</b></p>
	<p>16</p> <p>Workshop 7 Part 1: <b>Prep for Interim with Form B</b></p>	<p>17</p> <p>Workshop 7: Lesson 11 (SG optional) <b>Workshop 1 Interim Assessment on Computers</b></p>	<p>18</p> <p>Workshop 7: Part 1 7.12 <b>Interim Checkpoint make up and remediation</b> <u>*Q1 Progress – Data Chat:</u></p>	<p>19</p> <p>Workshop 7: Part 1 7.12 <b>Interim Checkpoint make up and remediation</b> <u>*Q1 Progress – Data Chat:</u></p>	<p>20</p> <p><b>Begin Workshop 1: Vanished! - Part 2</b> Workshop 7: Lesson 13 <b>Content Area Vocabulary</b> (32-33)</p>
	<p>23</p> <p>Workshop 7: Lesson 14 <b>Truth in Fiction</b> (pgs. 34-35)</p> <p><b>Introduce ACTIVE READING STRATEGY</b></p>	<p>24</p> <p>Workshop 7: Lesson 15 <b>The Trojan War – Literary Elements</b> (pgs. 36-37)</p>	<p>25</p> <p>Workshop 7: Lesson 16 <b>The Trojan War</b> (pgs. 38-39)</p>	<p>26</p> <p>Workshop 7: Lesson 17 <b>The Trojan War</b> (pgs. 40-41)</p>	<p>27</p> <p>Workshop 7: Lesson 18 <b>The Hunt for Troy</b> (pgs. 42-43)</p>

# October

2019

## READ 180 – REACH

7th Grade


Notes	Monday	Tuesday	Wednesday	Thursday	Friday
On OneNote in the section: Grade 7: Real Resources print the following to be used as you work through each workshop	September 30 Workshop 7: Lesson 19 <b>The Hunt for Troy</b> (pgs. 44-45)	1 Workshop 7: Lesson 23 <b>Transitions and Fragments</b> (pgs. 53-54)	2 Workshop 7: Part 2 <b>Synthesis Task RI.3.9</b>	3 Workshop 7: Part 2 <b>Synthesis Task RI.3.9</b>	4 Workshop 7 Part 2: <b>Prep for EOW with Form B</b>
<b>Workshop Planning Guide with: Scale, Standards Based Questions, and Graphic Organizer (Synthesis Task)</b>	7 Workshop 7 Part 2: <b>Prep for EOW with form B</b>	8 <b>Workshop 7 EOW on computers</b> Workshop 7: Lesson 25 (SG option)	9 <b>Workshop 7 EOW on computers</b> Workshop 7: Lesson 25 (SG option)	10 Workshop 7: Part 2 Lesson 26: make up and remediation	<b>End of Quarter 1 - 11</b> Workshop 7: Part 2 Lesson 26: make up and remediation
<b>10/15 or 10/16</b> <b>*Q1 End – Data Chat:</b>	14 Non-student day for 198- and 235-day instructional personnel	<b>Quarter 2 Begins - 15</b> <b>*Q1 End – Data Chat:</b> <b>GOAL SETTING FOR Q2</b> TDE for Core Connections R180 – South County	16 <b>*Q1 End – Data Chat:</b> <b>GOAL SETTING FOR Q2</b> TDE for Core Connections R180 – North County	17 <b>Begin Workshop 8:</b> <b>Follow the Money - Part 1</b> Workshop 8: Lesson 1 <b>Building Background Knowledge</b> (pgs. 8-11)	18 Workshop 8: Lesson 2 <b>Content Area Vocabulary</b> (pgs. 12-13)
<b>R180: Usage and Performance &amp; Diagnostic Skills Data</b>	21 Workshop 8: Lesson 3 <b>Money Through the Years</b> (pgs. 14-15) <b>Introduce ACTIVE READING STRATEGY</b>	22 Workshop 8: Lesson 4 <b>Life and Death of a Dollar Bill</b> (pgs. 16-17)	23 Workshop 8: Lesson 5 <b>Life and Death of a Dollar Bill</b> (pgs. 18-19)	24 Workshop 8: Lesson 6 <b>Life and Death of a Dollar Bill</b> (pgs. 20-21)	25 Workshop 8: Lesson 7 <b>Prefixes in- and un- &amp; Context Clues</b> (pgs. 22-23)
<b>S44: Usage and Performance</b>	28 Workshop 8: Lesson 8 <b>Making Money</b> (pgs. 24-25) <b>GOAL SETTING FOR Q2</b>	29 Workshop 8: Lesson 9 <b>Making Money</b> (pgs. 26-27)	30 Workshop 8: Lesson 10 <b>Making Money</b> (pgs. 28-29)	31 Video: <b>Field Trip to the Money Factory</b> (will be used for Synthesis Task and questions on Planning Guide)	November 1 Make-up or go over Standards Based Questions (Found in Planning Guide)
<b>Fluency Checks</b>					
<b>Writing (R180)</b>					
<b>Independent Reading</b>					
<b>WS Assessment (WS7 End of Workshop)</b>					

# November

2019

## READ 180 – REACH

7th Grade


Notes	Monday	Tuesday	Wednesday	Thursday	Friday
<p>On OneNote in the section: Grade 7: ReaL Resources print the following to be used as you work through each workshop</p> <p><b>Workshop Planning Guide with: Scale, Standards Based Questions, and Graphic Organizer (Synthesis Task)</b></p> <p><b>11/22/2019</b></p> <p><b>*Q2 Progress – Data Chat:</b></p> <ul style="list-style-type: none"> <li>• R180: Usage and Performance &amp; Diagnostic Skills Data</li> <li>• S44: Usage and Performance</li> <li>• Fluency Checks</li> <li>• Writing (R180)</li> <li>• Independent Reading</li> <li>• WS Assessment (WS8 Interim)</li> </ul>	4 Workshop 8: Part 1 <b>Synthesis Task RI.3.7</b>	5 Workshop 8: Part 1 <b>Synthesis Task RI.3.7</b>	6 Workshop 8 Part 1: <b>Prep for Interim with Form B</b>	7 Workshop 8 Part 1: <b>Prep for Interim with Form B</b>	8 <b>Workshop 8 Interim Assessment on Computers</b> Workshop 8: Lesson 11 (SG option)
	11 Workshop 8: Part 1 (8.12) <b>Interim Checkpoint:</b> Make up and remediation	12 Workshop 8: Part 1 (8.12) <b>Interim Checkpoint:</b> Make up and remediation	13 <b>Begin Workshop 8: Part 2</b> Workshop 8: Lesson 13 <b>Content Area Vocabulary (32-33)</b>	14 Workshop 8: Lesson 14 <b>Growing Brighter Futures (pgs. 34-35)</b>	15 Workshop 8: Lesson 15 <b>Growing Brighter Futures (pgs. 36-37)</b> <b>Introduce ACTIVE READING STRATEGY (after reading the text)</b>
	18 Workshop 8: Lesson 16 <b>Literary Elements: Sour Business (pgs. 38-39)</b>	19 Workshop 8: Lesson 17 <b>Sour Business (pgs. 40-41)</b>	20 Workshop 8: Lesson 18 <b>Sour Business (pgs. 42-43)</b>	21 Workshop 8: Lesson 19 <b>Sour Business (pgs. 44-45)</b>	22 <b>*Q2 Progress – Data Chat</b>
	25 No	26 School	27 Thanksgiving	28 Holiday	29 

# December

2019

## READ 180 – REACH

7th Grade

Notes	Monday	Tuesday	Wednesday	Thursday	Friday
<p>On OneNote in the section: Grade 7: Real Resources print the following to be used as you work through each workshop</p> <p><b><u>Workshop Planning Guide with: Scale, Standards Based Questions, and Graphic Organizer (Synthesis Task)</u></b></p>	2 Workshop 8: Lesson 20 <b>Sour Business</b> (pgs. 46-47)	3 Workshop 8: Lesson 21 <b>Sour Business</b> (pgs. 48-49)	4 Workshop 8: Lesson 22 <b>How to Turn \$100 into \$1,000,000</b> (pgs. 50-51)	5 Workshop 8: Lesson 23 <b>How to Turn \$100 into \$1,000,000</b> (pgs. 52-53)	6 Workshop 8: Lesson 27 <b>Using Transitions &amp; Correcting Run-ons</b> (pgs. 60-61)
	9 Workshop 8: Part 2 Synthesis Task RI.3.9	10 Workshop 8: Part 2 Synthesis Task RI.3.9	11 Workshop 8 Part 2: <b>Prep for EOW with Form B</b>	12 Workshop 8 Part 2: <b>Prep for EOW with Form B</b>	13 Workshop 8 Part 2: <b>Prep for EOW with Form B</b>
	16 Workshop 8 EOW on computers <b>OR USE FOR SEMESTER 1 EXAM</b> Workshop 8: Lesson 26 (SG-optional)	17 Workshop 8 EOW on computers <b>OR USE FOR SEMESTER 1 EXAM</b> Workshop 8: Lesson 26 (SG-optional)	18 Workshop 8: Part 2 (8.30) End of Workshop Checkpoint: make up and remediation	19 Workshop 8: Part 2 (8.30) End of Workshop Checkpoint: make up and remediation	<b>End of Quarter 2 - 20</b> Workshop 8: Part 2 (8.30) End of Workshop Checkpoint: make up and remediation
	23 NO	24 SCHOOL	25 HOLIDAY	26 BREAK	27
	30 NO	31 SCHOOL	HOLIDAY	BREAK	

# January

2020

## READ 180 – REACH

7th Grade

Notes	Monday	Tuesday	Wednesday	Thursday	Friday
On OneNote in the section: Grade 7: ReaL Resources print the following to be used as you work through each workshop			1	2	3
<b>Workshop Planning Guide with: Scale, Standards Based Questions, and Graphic Organizer (Synthesis Task)</b>					
	School wide Cycle 2 RI Testing Window: January 7-24 <sup>th</sup> Make up: January 27-31 <sup>st</sup>				
	6	<b>Quarter 3 Begins - 7</b>	8	9	10
	NO SCHOOL FOR STUDENTS	<b>*Q2 End – Data Chat: GOAL SETTING FOR Q3 Including RI &amp; PI – Cycle 2</b>	<b>Unreal - Part 1</b> Workshop 9: Lesson 1 <b>Building Background Knowledge</b> (pgs. 8-11)	Workshop 9: Lesson 2 <b>Content Area Vocabulary</b> (pgs. 12-13)	Workshop 9: Lesson 3 <b>Imagine That</b> (pgs. 14-15) <b>Introduce ACTIVE READING STRATEGY</b>
<b>*Q2 End – Data Chat:</b>	13	14	15	16	17
<ul style="list-style-type: none"><li>R180: Usage and Performance &amp; Diagnostic Skills Data</li><li>S44: Usage and Performance</li><li>Fluency Checks</li><li>Writing (R180)</li><li>Independent Reading</li><li>WS Assessment (WS8 End of Workshop )</li></ul>	Workshop 9: Lesson 4 <b>Making Meaning: The Last Last-Day-of-Summer</b> (pgs. 16-17)	<b>CYCLE 2 RI TESTING</b>	<b>CYCLE 2 RI TESTING</b>	Workshop 9: Lesson 5 <b>The Last Last-Day-of-Summer</b> (pgs. 18-19)	Workshop 9: Lesson 6 <b>The Last Last-Day-of-Summer</b> (pgs. 20-21)
	20	21	22	23	24
	MLK Holiday – schools closed for staff and students	Workshop 9: Lesson 7 <b>The Last Last-Day-of-Summer</b> (pgs. 22-23)	Workshop 9: Lesson 8 <b>The Last Last-Day-of-Summer</b> (pgs. 24-25)	Workshop 9: Lesson 9 <b>The Last Last-Day-of-Summer</b> (pgs. 26-27)	Workshop 9: Lesson 10 <b>The Last Last-Day-of-Summer</b> (pgs. 28-29)
<b>GOAL SETTING FOR Q3: Including RI Goal for Cycle 2</b>	27	28	29	30	31
<ul style="list-style-type: none"><li>Reading Inventory Running Record: Cycle 2 growth goal</li><li>Phonics Inventory Progress: Cycle 2 Growth Goal</li></ul>	Workshop 9: Lesson 11 <b>Roots <i>cept</i> and <i>imag</i> – Synonyms &amp; Antonyms</b> (pgs. 30-31)	Make-up or go over Standards Based Questions (Workshop Planning Guide)	Make-up or go over Standards Based Questions (Workshop Planning Guide)	Workshop 9: Part 1 <b>Synthesis Task RL.2.6</b>	Workshop 9: Part 1 <b>Synthesis Task RL.2.6</b>

# February

2020

## READ 180 – REACH

7th Grade


Notes	Monday	Tuesday	Wednesday	Thursday	Friday
On OneNote in the section: Grade 7: ReaL Resources print the following to be used as you work through each workshop <b>Workshop Planning Guide with: Scale, Standards Based Questions, and Graphic Organizer (Synthesis Task)</b>					
	3 Workshop 9 Part 1: <b>Prep for Interim with Form B</b>	4 Workshop 9 Part 1: <b>Prep for Interim with Form B</b>	5 Workshop 9 Interim Assessment on Computers Workshop 9: Lesson 12 (SG)	6 Workshop 9: Part 1 <b>9.13 Interim Checkpoint</b> Make up and remediation	7 Workshop 9: Part 1 <b>9.13 Interim Checkpoint</b> Make up and remediation
<b>*Q3 Progress – Data Chat:</b> • R180: Usage and Performance * Diagnostic Skills Report • S44: Usage and Performance • Fluency Checks • Writing (R180) • Independent Reading • WS Assessment • (WS9 Interim) • Reading Inventory Running Record: Cycle 2 score & reflection on cycle 2 • Phonics Inventory Progress: Cycle 2 score, & gain	10 Workshop 9: Part 1 <b>9.13 Interim Checkpoint</b> Make up and remediation	11 <b>*Q3 Progress – Data Chat</b> TDE for Core Connections R180 – South County	12 <b>*Q3 Progress – Data Chat</b> TDE for Core Connections R180 – South County	13 <b>Begin Workshop 9: UNREAL - Part 2 Content Area Vocabulary</b> (pgs. 34-35) <b>Introduce ACTIVE READING STRATEGY</b>	14 Workshop 9: Lesson 15 <b>A Wrinkle in Time</b> (pgs. 36-37)
	17 Non-student day for 198- and 235-day instructional personnel	18 Workshop 9: Lesson 16 <b>A Wrinkle in Time</b> (pgs. 38-39)	19 Workshop 9: Lesson 17 <b>A Wrinkle in Time</b> (pgs. 40-41)	20 Workshop 9: Lesson 18 <b>A Wrinkle in Time</b> (pgs. 42-43)	21 Workshop 9: Lesson 19 <b>Analyzing Genre: A Wrinkle in Time</b> (pgs. 38-39)
	24 Workshop 9: Lesson 20 <b>An Interview with Madeleine L'Engle</b> (pgs. 46-47)	25 Workshop 9: Lesson 21 <b>An Interview with Madeleine L'Engle</b> (pgs. 48-49)	26 Workshop 9: Lesson 25 <b>Transitions &amp; Subject-Verb Agreement</b> (pgs. 56-57)	27 Workshop 9: Part 2 <b>Synthesis Task RI.3.7</b>	28 Workshop 9: Part 2 <b>Synthesis Task RI.3.7</b>

# March

2020

## READ 180 – REACH

7th Grade

Notes	Monday	Tuesday	Wednesday	Thursday	Friday	
<p>On OneNote in the section: Grade 7: Real Resources print the following to be used as you work through each workshop</p> <p><b><u>Workshop Planning Guide with: Scale, Standards Based Questions, and Graphic Organizer (Synthesis Task)</u></b></p> <p><i>*Q3 End – Data Chat:</i></p> <ul style="list-style-type: none"> <li>• R180: Usage and Performance &amp; Diagnostic Skills Data</li> <li>• S44: Usage and Performance</li> <li>• Fluency Checks</li> <li>• Writing (R180)</li> <li>• Independent Reading</li> <li>• WS Assessment</li> </ul> <p>(WS8 End of Workshop)</p> <p><b>GOAL SETTING FOR Q3: Including RI Goal for Cycle 3</b></p> <ul style="list-style-type: none"> <li>• Reading Inventory Running Record: Target Goal for Cycle 3</li> <li>• Phonics Inventory Progress Record: Goal for Cycle 3</li> </ul>	2	3	4	5	6	
	Workshop 9 Part 2: <b>Prep for EOW with Form B</b>	Workshop 9 Part 2: <b>Prep for EOW with Form B</b>	Workshop 9 Part 2: <b>Prep for EOW with Form B</b>	<b>Workshop 9 EOW</b> on computers WHOLE CLASS <b>IF COMPUTERS AVAIL</b> Workshop 9: Lesson 27 (SG optional)	<b>Workshop 9 EOW</b> on computers WHOLE CLASS <b>IF COMPUTERS AVAIL</b> Workshop 9: Lesson 27 (SG optional)	
	9	10	11	12	End of Quarter 3 - 13	
	Workshop 9 EOW on computers WHOLE CLASS <b>IF COMPUTERS AVAIL</b> Workshop 9: Lesson 27 (SG optional)	Workshop 9: Part 2 9.28 EOW Checkpoint make up and remediation	Workshop 9: Part 2 9.28 EOW Checkpoint make up and remediation	Workshop 9: Part 2 9.28 EOW Checkpoint make up and remediation	Workshop 9: Part 2 9.28 EOW Checkpoint make up and remediation	
	16	17	18	19	20	
	School wide Cycle 3 RI Testing Window: March 24 <sup>th</sup> – May 9 <sup>th</sup>				NO	SCHOOL
	23	24	25	26	27	
NO SCHOOL FOR STUDENTS	<i>*Q3 End – Data Chat:</i> <b>GOAL SETTING FOR Q3 Including RI &amp; PI – Cycle 3</b>	<ul style="list-style-type: none"> <li>• Differentiated Instruction using TC Resources &amp; RDI</li> <li>• FSA Prep</li> </ul>	<ul style="list-style-type: none"> <li>• Differentiated Instruction using TC Resources &amp; RDI</li> <li>• FSA Prep</li> </ul>	<ul style="list-style-type: none"> <li>• Differentiated Instruction using TC Resources &amp; RDI</li> <li>• FSA Prep</li> </ul>		
30	31					



# April

2020

## READ 180 – REACH

7th Grade

Notes	Monday	Tuesday	Wednesday	Thursday	Friday
<p><b>*Q4 Progress – Data Chat:</b></p> <ul style="list-style-type: none"> <li>• R180: Usage and Performance</li> <li>• * Diagnostic Skills Report</li> <li>• S44: Usage and Performance</li> <li>• Fluency Checks</li> <li>• Writing (R180)</li> <li>• Independent Reading</li> <li>• WS Assessment</li> <li>• (WS6 Interim)</li> <li>• Reading Inventory Running Record: Cycle 2 score &amp; reflection on cycle 2</li> <li>• Phonics Inventory Progress: Cycle 2 score, &amp; gain</li> </ul>	<p>March 30</p> <ul style="list-style-type: none"> <li>• Differentiated Instruction using TC Resources &amp; RDI</li> <li>• FSA Prep</li> </ul>	<p>March 31</p> <ul style="list-style-type: none"> <li>• Differentiated Instruction using TC Resources &amp; RDI</li> <li>• FSA Prep</li> </ul>	<p>1</p> <ul style="list-style-type: none"> <li>• Differentiated Instruction using TC Resources &amp; RDI</li> <li>• FSA Prep</li> </ul>	<p>2</p> <ul style="list-style-type: none"> <li>• Differentiated Instruction using TC Resources &amp; RDI</li> <li>• FSA Prep</li> </ul>	<p>3</p> <ul style="list-style-type: none"> <li>• Differentiated Instruction using TC Resources &amp; RDI</li> <li>• FSA Prep</li> </ul>
	<p>6</p> <ul style="list-style-type: none"> <li>• Differentiated Instruction using TC Resources &amp; RDI</li> <li>• FSA Prep</li> </ul>	<p>7</p> <ul style="list-style-type: none"> <li>• Differentiated Instruction using TC Resources &amp; RDI</li> <li>• FSA Prep</li> </ul>	<p>8</p> <ul style="list-style-type: none"> <li>• Differentiated Instruction using TC Resources &amp; RDI</li> <li>• FSA Prep</li> </ul>	<p>9</p> <ul style="list-style-type: none"> <li>• Differentiated Instruction using TC Resources &amp; RDI</li> <li>• FSA Prep</li> </ul>	<p>10</p> <p>School closed for students and instructional personnel</p>
	<p>13</p>	<p>14</p>	<p>15</p>	<p>16</p>	<p>17</p> <p><b>*Q4 Progress – Data Chat</b></p>
	<p>20</p> <p>FSA PREP</p> <p><b>*POSSIBLE CYCLE 3 RI &amp; PI in class</b></p>	<p>21</p> <p>FSA PREP</p> <p><b>*POSSIBLE CYCLE 3 RI &amp; PI in class</b></p>	<p>22</p> <p>FSA PREP</p> <p><b>*POSSIBLE CYCLE 3 RI &amp; PI in class</b></p>	<p>23</p> <p>FSA PREP</p> <p><b>*POSSIBLE CYCLE 3 RI &amp; PI in class</b></p>	<p>24</p> <p>FSA PREP</p> <p><b>*POSSIBLE CYCLE 3 RI &amp; PI in class</b></p>
	<p>27</p> <p>FSA PREP</p> <p><b>*POSSIBLE CYCLE 3 RI &amp; PI in class</b></p>	<p>28</p> <p>FSA PREP</p> <p><b>*POSSIBLE CYCLE 3 RI &amp; PI in class</b></p>	<p>29</p> <p>FSA PREP</p> <p><b>*POSSIBLE CYCLE 3 RI &amp; PI in class</b></p>	<p>30</p> <p>FSA PREP</p> <p><b>*POSSIBLE CYCLE 3 RI &amp; PI in class</b></p>	<p>May 1</p> <p>FSA PREP</p> <p><b>*POSSIBLE CYCLE 3 RI &amp; PI in class</b></p>

# May

2020

## READ 180 – REACH

7th Grade

Notes	Monday	Tuesday	Wednesday	Thursday	Friday
	4	5	6	7	8
<p><u>*Q4 END – Data Chat:</u></p> <ul style="list-style-type: none"> <li>• R180: Usage and Performance * Diagnostic Skills Report</li> <li>• S44: Usage and Performance</li> <li>• Fluency Checks</li> <li>• Writing (R180)</li> <li>• Independent Reading</li> <li>• WS Assessment (WS6 EOW)</li> <li>• Reading Inventory Running Record: Cycle 3 score &amp; reflection on cycle 3</li> <li>• Phonics Inventory Progress: Cycle 3 score, &amp; gain</li> </ul>	11	12	13	14	15
	18	19	20	21	22
					<u>*Q4 END – Data Chat</u>
	25	26	27	28	29
	Memorial Day Holiday – School closed for staff and students				